




# LIBER LORFF

By Rheibies Voidhowler  
Additional Contributions by Z and Ly




*Fig A, Overhead view of the circle with the altar at the topmost point.*

Herein lies a theoretical framework of **Trigag** from my perspective. There are many missing pieces to the full original structure and procedures to not only work with **Mr. Wiggles (Trigag)**, but with the **Aspects**. I have taken it upon myself to reconstruct, to the best of my ability, what remnants are available. This has been the product of years of experimentation and revision, and has proven to be very flexible in praxis. It was even explicitly stated by **Kokabel** that these aspects exist to be used by the artist (henceforth to be referred to as the spooky fuck) and tailored based upon their needs and understanding. Of course, this refers to the basis of their linguistic or biological makeup when working with **The Starshadow (Trigag)**. This is merely a single map to be explored, and any other number of iterations may arise – especially as **Trigag** is the essence of entropy. Engage in this kind of work – steeped in the shadows of one's entire Umwelt – with care. After all, this particular mirror is entirely indifferent to the dramatic enactment of human affairs.


LORFF!

# I. THE ASPECTS OF THE STARSHADOW

## Gate Aspect



This provides a direct path to the deepest levels of the unconscious, often interacting with the Shadow and Mr. Wiggles itself. This will be cast for and prior to choosing the **Generative Aspects** or the **Compression Aspects**. This begins at the top vertical arrow down to the center, tracing the upper triangle clockwise, crossing over the nexus into the bottom triangle counter-clockwise and ending from the bottom for **Generative Aspects**. This process is then reversed for the



**Compression Aspects**.

\*\*\*Note \*\*\* All circles about the sigils are purely aesthetic and need not be traced.

## The Generative Aspects



### Mirror Aspect

Acts as a diagnostic process for introspection and reflection upon the personality role. A double-sided mirror, this immerses the spooky fuck into reflection upon themselves, weaknesses, misdeeds, fears, shame, and any other baggage. Serves as a banishing ritual and even potentially a ward. Not recommended for malicious purposes.



### Guardian Aspect

This will be heavily influenced by the spooky fuck's linguistic and mental framework and will effect it through direct experience (**A Posteriori**). Acts as a fortification against maliciousness, it wards/warns the spooky fuck to be vigilant with visual black triangles and other signs. Known to be used for astral work. Spooky fuck beware, can lead to paranoia.



### Knowledge Aspect

Heavily influenced by direct experience, this will fortify the contents of the spooky fuck's ideas (**A Priori**). This aspect typically deals with illumination, reality tunnels, models, frameworks, desires, ethics, concepts, understanding and philosophy. This is also the key **Aspect** of shadow work.

## The Compression Aspects



### Void Aspect

**As withwhy, so withhow.**

The inverted Mirror.

It feeds upon antipathy, and escaping this abyss will require you to observe compassion for yourself.



### Non-Qualis Aspect Emptiness. Death.

The inverted Guardian.

A strong sense of non-attachment to insecurities and fears on which he feeds is necessary to escape this void.



### Non-Cognitus Aspect Neither/neither.

The inverted Knowledge.

Here, it will feed upon the arrogance of one's hubris, and humility goes a long way for escape.

## 1.2 The Invocation of the Fucking Starshadow

This invocation will function, using directional locations to inscribe sigils into the air. These directions will follow a triangular pattern with the vertex facing the altar, moving counter-clockwise until returning at the altar. The **Gate Aspect** will be inscribed in the center.

1. As shown in **Fig A** above, the **Mirror Aspect** will be drawn at the altar before the spooky fuck first. As with all **Generative Aspects**, it will be drawn counter-clockwise as a triangle starting at the dotted cross and ending by crossing through the first line at the tip of the arrow. As it is drawn in the air and visualized in a blazing purple or black, the spooky fuck shall intone:

“TI RIE IA GE AEN GIHA”

(Pronounced Tee Ree-ah Ee-ah Ge Aehn Gee-ha).

2. Moving counter-clockwise to the adjacent vertex, the **Guardian Aspect**:

“TI RIE IA GE AEN GIHA”

3. Yet again, counter-clockwise to the third vertex, the **Knowledge Aspect**:

“TI RIE IA GE AEN GIHA”

4. Return to the Altar. The spooky fuck will then perform an invocation of **The Starshadow** itself:

“REFLECTION AND DEPTH. SHADOWS OF THE UNFORMED.  
DARKNESS UNKNOWN.”

Draw the **Gate Aspect**, again starting from the top arrow and ending at the bottom arrow. Intone the phrase:

“MU TE RE, MU TA RA!”

### The Evocation of the Generative Aspect

With the chosen **Generative** aspect, you will perform the same ritual. However, the spooky fuck will trace the chosen **Aspect** sigil in each of the three vertex areas. End with the **Generative Gate Aspect Sigil** in the center. They may then proceed with the work, or close the ritual space.

### The Invocation/Evocation of the Compression Aspect

Now to invoke/evoke the **Compression Aspect**. The Aspect of choice will instead be drawn at the sides of the triangle in **Fig A**, starting in the direction opposite the altar. Finish in the center of the spooky fuck and their spooky fucking Triangle (where the gate sigil ordinarily would be traced).



## II. THE BINDING OF SHADOWS

One such application of the aspects is to bind them to objects as a shortcut. Following here are examples from my own personal experiments.



**Mirror:**

A simple bone mala with the sigil of the **Mirror** inscribed into the decorative piece.

Used for meditation and concentration, can act as a stim or counting tool.

**Endless Night:**

Concentration, Compassion, and even Mindfulness meditation are very good practices cultivating a state of mind allowing the **Parts** to be comfortable communicating with you – not least of all, working with the **Manager**.



**Guardian:**

An herbal vessel meant to store herbs for inducing altered states, dreams, protection, and sleep. Recipe: mugwort, agrimony, eyebright and chamomile.

**Endless Night:**

This recipe can not only induce dreams, but when charged with the **Guardian**, is a potent herb for many operations of protection and foresight. Granting the **Firefighter** security and trust is salient for being able to make contact with the **Exile**.



**Knowledge:**

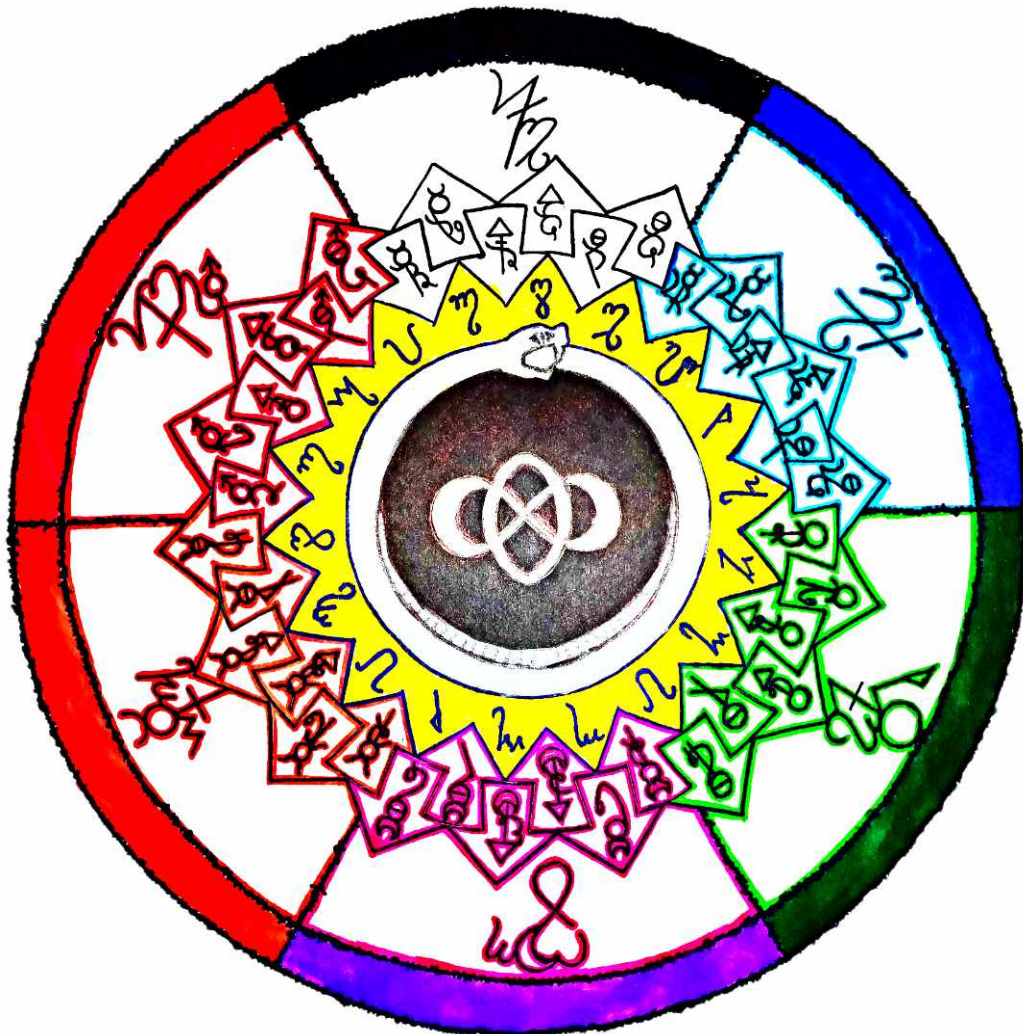
A **Shadow Phylactery** intended for both embedding the soul and gazing into it.

There are likely more applications I haven't discovered yet.

**Endless Night:**

Unlike the other tools, this one is necessary to perform the **Endless Night**. However, not dissimilar from them, it is useful for every step of the **Generative Cycle**. This is where the **Parts** of your soul will be projected and bound during these operations.

## II. THE ENDLESS NIGHT



*The spooky fuck will notice many things about this image; There are six large spokes, a wheel of bidirectional arrows (inspired by Billy Brujo), and symbols going deeper into the center – as well as the comparison to Peter Carroll’s version of the Alphabet of Desire. While there are many references, it’s important to understand that this is my personal map of the soul from various comparable models such as the aforementioned and correspondences mostly known to have been codified by Aleister Crowley in Liber 777 and the colors of magick in Carrol’s Liber Kaos. While this may provide the spooky fuck with a good starting point in the pursuit of their own shadow shit, there is much that is salient to explore, extract, and personalize. This work also deals with the theory of Internal Family Systems – but I am absolutely NOT an expert on this subject. If you are struggling with serious mental illness, please get professional assistance instead. While I am in fact healing from trauma in my own life as well as working with my mental illness and neurodivergence, this project focuses on the trauma and disgust within compulsory existence itself, and the consequences of subsisting through the natural horrors enforced upon us at birth. The spooky fuck need not have PTSD to find value in this process of cultivating the seeds of childhood that were never allowed to germinate.*



## The Outer Wheel

In this wheel, there is a color corresponding to each sigil. These sigils are complemented with an understanding of esoteric qaballah, the eight colors of magick, and the alphabet of desire. Like the alphabet, there are 6 spokes corresponding to bimodal concepts. This is where the family systems within each spoke reside. Here will be found *by connotation*, families of:

<b>Color:</b>	Purple	Orange	Green	Red	Blue	Black
<b>Sephira:</b>	Yesod	Hod	Netzach	Geburah	Chesed	Binah
<b>AoD:</b>	Sex	Fear	Love	Hate	Desire	Death
<b>8 Magix:</b>	Sex	Thinking	Love	War	Wealth	Death

### II.2 Middle Wheel: The Generative Cycle

Much like the chaos circle of Billy Brujo's creation, you will notice the bidirectional arrows. The sigils pointing inward, in no particular order, correspond to **Primordial Elements** of esoteric alchemy and the category of **Part** within a **Family System**. These sigils  $\neq$  the **Part** itself, but can be used to work with them if needed. Working inwards, one will discover the **Parts** and break them down to externally, having been projected into the **Shadow Phylactery**. This **Generative Cycle** results in fragmenting this family from the **Self** and externalizing them in order to open dialogue.

#### Generative Cycle Praxis: Breaking Down the Materials

1. Using the **Outer Wheel** and meditation, identify the **Family** and its **Manager** of the affliction being investigated. Using the **Shadow Phylactery**, evoke that part of the spooky fuck by projecting it therein.
2. Using the **Mirror Aspect**, we provide the space - and with and concentration, fortitude – to allow the **Manager** to step back. Tread carefully, as the **Firefighter** may be volatile and challenging them to let go is risky. When the spooky fuck has identified them, repeat the steps above with the **Shadow Phylactery** and the **Firefighter**.
3. Using the **Guardian Aspect** and safeguarding, we create security and trust between **Self** and the **Firefighter**, allowing them to step back as we try to initiate contact with the **Exile**. Again, exhibit caution and be patient. The spooky fuck will be dealing with the child that never got to journey with you into adulthood.
4. Using the **Knowledge Aspect** and the **Shadow Phylactery**, we can learn all we need to know to provide these parts, specifically the **Exile** and what they needed to be realized. This is the gnosis of the **Generative Cycle** of the Schema, and this is where we will reintegrate the family system.

## Center Sphere

In the center of the schema is where the fragmented self has provided dialogue between **self** and the **Managers, Firefighters, and Exiles**. This stage of the cycle is:

Color: Yellow
Sephira: Tiphareth
AoD: N/A
8 Magix: Ego

### II.3 Middle Wheel: The Compression Cycle

Revisiting the wheel of bidirectional arrows, and again not respectively, these outward pointing sigils designate 3 categories of **Part** and their **Primordial Element**. They have been broken down, leaving the spooky fuck fragmented. While we've provided for their needs by challenging their impulses, misconceptions, and insecurities, they must be reintegrated to be any more than vanity. The spooky fuck will create the **Elixir** with the prima materia (i.e. the family is able to function collectively) and drink it like Zalty himself shoved it down their throat.

#### Compression Cycle Praxis: Distilling the Shadow Elixir

1. Meditating on the insight provided by the **Family** and its **Parts**, our **Family System** becomes integrated and functional again. It would be wasteful and myopic to forget the dreams we had, and the needs we were denied. **Non-Cognitus** is letting go of the attachment to their suppression – our need to bury our greivances in the dust of time as though they never existed at all. **Neither-Neither** is the spooky fuck's guide to acceptance of our humility.
2. Meditating on our needs, fears, and insecurities – the spooky fuck attempts to let go of our attachment to them as a response. **Non-Qualis** is an attempt to break through that which binds our spirit from life with acceptance – with a better relationship to **Emptiness** (a cup unfilled awaiting new experiences and dreams to manifest) and **Death** (one of the few guaranteed fates awaiting us all, and the essence of the river of life).
3. Meditating on our dreams and needs now, the spooky fuck opens themselves to a fresh start as an integrated being, reflecting outward. **Void** is a state of compassion and understanding, not least of all, for ourselves. **As With Why, So With How** is a statement of entering  $0/\infty$ .
4. This integrated state is symbolized by the entire schema as **Self**, and is represented by Octarine.

**\*\*\*Life is a danger noodle; ass in mouth. \*\*\***





# The Ruined Painting

*by Ly*

Trigag will always be for me the ego death - granting the relinquishment of self and identity. He brings you to the epitomized depths of your subconscious, bringing to light the parts of you that are the hardest to accept, often through long, drawn out, methodical processes of experiences and reflection. While experienced throughout as a whole, it is found in hindsight to be utmost profound - leaving you either to accept yourself as you are or to fall into the depths of your own demons. Working with Trigag is no easy feat as most steps you take with him are irreversible; once you start this journey, you may not go back. For my rituals with him, I chose to use an old, ruined painting that I put sigils on and redid to symbolize the event. Here is a statement received from gnosis within the ritual:

“I have a piece of rope for the each of you - it’s just a piece of rope that I may cut a length of off and give to you. What do you do with it is of your choice once given. I’ve seen a plethora of people use it to create wonderful tools to advance them in their paths, which I am boastfully proud of - and I have watched the same amount of people create the most elegant noose to hang themselves with, and celebrated with them on their last day before they used it.”





Thamk

Cover image: Z, Trigag Season, Gif.

Fig A. Background Image:David Cowan, Nebula Planet, JPG, Freeimages, accessed 21 March 2021  
<<https://www.freeimages.com/photo/nebula-planet-by-david-cowan-1629768>>